



April 4, 2024

Board of Trustees
County Employees Retirement System
Perimeter Park West
1260 Louisville Road
Frankfort, KY 40601

Re: Economic Assumptions for Use in the Upcoming June 30, 2024 Actuarial Valuation

Dear Trustees of the Board:

Each year the actuarial committee reviews the principal economic assumptions (i.e. price inflation, investment return assumption, and payroll growth) for use in the actuarial valuation. Economic and demographic assumptions used in an actuarial valuation should be representative of the System's expected long-term experience. These assumptions are not intended to consistently model short-term (e.g. the next two to five years) experience, but are supposed to be representative of expected long-term trends. As a result, short-term experience may differ significantly from the long-term assumption used in an actuarial valuation.

The three primary economic assumptions used in an actuarial valuation include the price inflation, investment return, and payroll growth assumption. The following analysis and exhibits provide our recommended assumptions to be adopted by the Board for use in the June 30, 2024 actuarial valuation and rationale for each recommendation.

Assumption	June 30, 2023 Valuation Adopted Assumption	June 30, 2024 Valuation Recommended Assumption
Price Inflation	2.50%	2.50%
Investment Return	6.50%	6.50%
Payroll Growth ¹	2.00%	2.00%

¹ The recommended payroll growth assumption includes an underlying assumption that future active membership will remain relatively unchanged.

Price Inflation Assumption

Benefits provided to members in CERS are not explicitly impacted by the actual change in price inflation. The current price inflation assumption is 2.50% and was increased from 2.30% in the last experience study. We reviewed several sources that provide various perspectives of forward-looking inflation expectations and recommend the continued use of a 2.50% inflation assumption in the 2024 actuarial valuation.

We recognized that actual inflation as measured by CPI has been much higher than the current 2.50% assumption during the last 36 months. Additionally, many professional forecasters and economists expect that inflation will continue to be elevated above historical levels for the next 12 to 24 months. However, given the long-time horizon of an actuarial valuation, the Federal Reserve's conviction to return to a 2.00% target inflation, and the relative immateriality of this assumption in the actuarial valuation, we believe a 2.50% inflation assumption continues to be reasonable for this purpose. Please see Exhibit 1 for more information on the comparison of future inflation expectations.

Investment Return Assumption

The investment return assumption is perhaps the most important and most subjective assumption used in an actuarial valuation. It represents the expected long-term return on plan assets and is used to discount future expected benefit payments to the valuation date in order to determine the liabilities of the plan. The investment return assumption was recently increased from 6.25% to 6.50% for performing the June 30, 2023 actuarial valuation.

We believe the most appropriate approach in identifying a reasonable investment return assumption is to understand forward-looking expectations developed by professional investment consulting firms. To do this, we have analyzed CERS's investment policy with the capital market assumptions from eight nationally recognized investment consultants, including Wilshire Advisors which is CERS's investment consultant. The asset allocation used in this analysis is based on the target asset allocation that will be subject to approval in April 2024.

Also, since investment consultants update their assumptions on at least an annual basis, we also compared their expectations developed in 2024, to their prior year assumptions using the same target asset allocation to identify and isolate the change in return expectations due to changes in capital market expectations. Attached is Exhibit 2 that provides this comparison for each investment consulting firm for 2023 and 2024.

It is our recommendation that the CERS Board adopt the continued use of a 6.50% investment return assumption for the valuation of the pension and insurance funds at June 30, 2024. Given the methodology used by the investment consultants to develop their expectations, it is possible their expectations for the shorter term revert higher as the economy enters an expected increasing interest rate setting.



Payroll Growth Assumption

The payroll growth assumption is only used in the development of the amortization cost component of the contribution rate. When emerging membership payroll changes are consistent with the payroll growth assumption, the amortization cost will remain relatively constant as a percentage of payroll (assuming there are no other gains or losses). However, if the future change in payroll is consistently less (more) than assumed, then the amortization cost will gradually increase (decrease) as a percentage of membership payroll.

The change in membership payroll is primarily driven by underlying changes in salary increases for individual members as well as the number of members earning benefits in the System. There are many external and economic factors that can influence the change in both of these underlying elements. The assumed rate of salary increases individuals receive are based on long-term expectations of average increases across all economic cycles that include times of expansion and contraction. Similarly, when reviewing the change in active membership headcount, our analysis considers the inherent long-term nature of this assumption across all economic cycles.

The current payroll growth assumption is 2.00% of pay for the Non-Hazardous and Hazardous funds (pension and insurance) and has been the adopted assumption for many years. In other words, the actuarial valuation assumes that total membership payroll will grow by 2.00% each year. Underlying this assumption is an implicit assumption that the active membership headcount will remain relatively unchanged in future years. Note, that in any given year, active headcount could increase or decrease but as long as membership payroll continues to change as assumed, the amortization cost as a percentage of pay will not change due to changes in payroll.

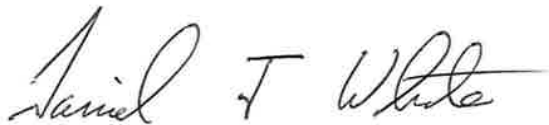
Exhibit three provides a ten-year historical experience of the change in membership headcount and membership payroll. We believe it is reasonable to continue to assume that active membership headcount will remain relatively constant in future years for both the Non-Hazardous and Hazardous funds, as the economic conditions continue to remain steady and improving for local government entities that participate in CERS. As a result, we also believe the current 2.00% payroll growth assumption is reasonable and we recommend the Board adopt a 2.00% payroll growth assumption for use in the June 30, 2024 actuarial valuation for both the Non-Hazardous and Hazardous plans.

Closing Comments

This analysis was conducted in accordance with generally accepted actuarial principles and practices. We believe these recommended assumptions comply with Actuarial Standard of Practice No. 27, Selection of Economic Assumptions for Measuring Pension Obligations.

All of the undersigned are members of the American Academy of Actuaries and meet all of the Qualification Standards of the American Academy of Actuaries to render the actuarial opinion contained herein. In addition, all of the undersigned are experienced in performing valuations for large public retirement systems.

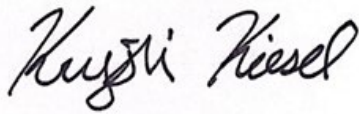
Sincerely,



Daniel J. White, FSA, EA, MAAA
Senior Consultant



Janie Shaw, ASA, EA, MAAA
Consultant



Krysti Kiesel, ASA MAAA
Consultant

Enclosure

Exhibit 1.

Comparison of Price Inflation Assumption to
Sources of Forward-Looking Expectations

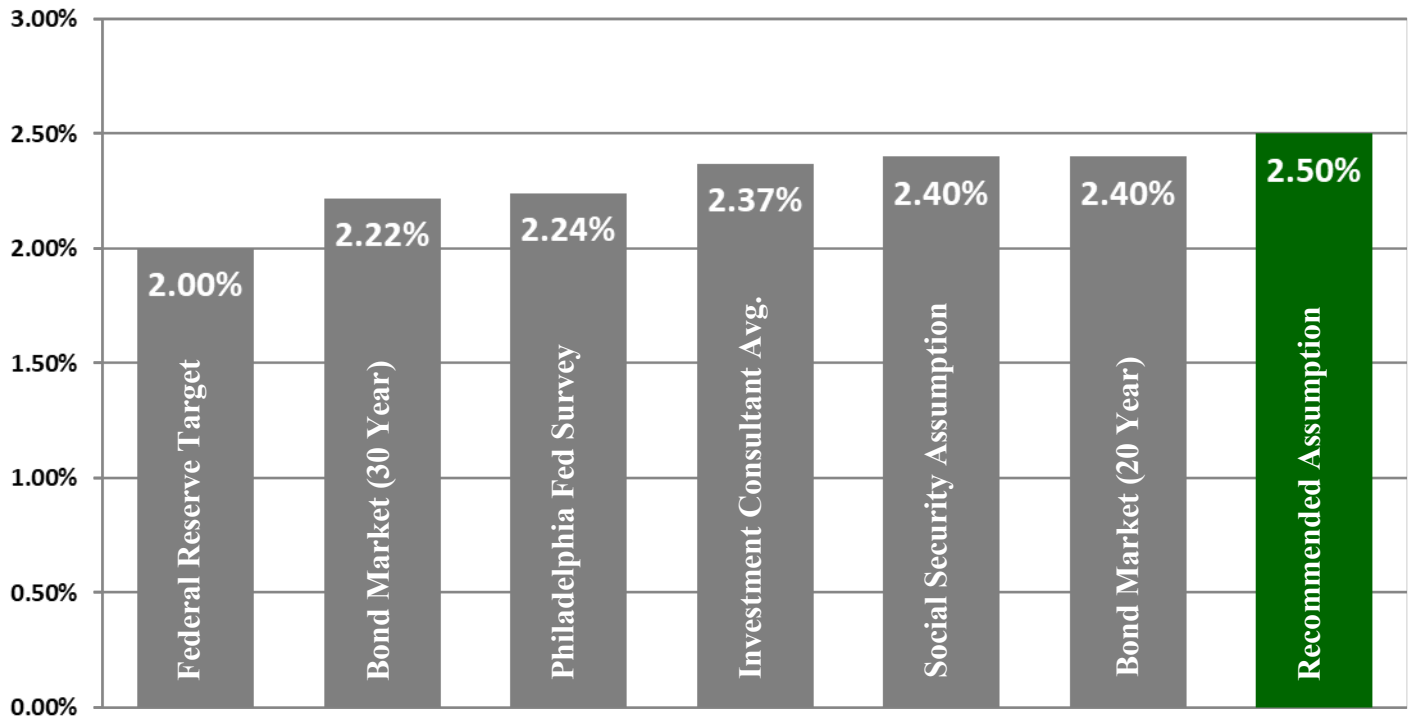


Exhibit 2.

Review of Forward-Looking Capital Market Expectations Mapped CERS's Target Investment Allocation Subject to Approval in April 2024

	Investment Consultant	50th Percentile Expected Return (Geometric)		Probability of Exceeding 6.50%	
		2024	2023	2024	2023
		(1)	(2)	(3)	(4)
7 to 10 Year Expectations	1	5.9%	6.6%	44%	51%
	2	6.6%	7.0%	51%	59%
	3	6.6%	6.3%	51%	48%
	4	6.9%	7.1%	54%	56%
	5	7.0%	7.5%	56%	60%
	6	7.1%	7.3%	56%	58%
	7	7.2%	7.6%	57%	61%
	8	7.4%	7.0%	59%	55%
20 to 30 Year Expectations	1	6.3%	6.4%	47%	49%
	2	7.3%	7.4%	58%	59%
	3	7.4%	7.7%	59%	62%
	4	7.4%	7.7%	60%	62%
	5	7.5%	7.4%	60%	59%

7-10 Year Expectation Avg: 6.9% 7.0% 53% 56%

20-30 Year Expectation Avg: 7.2% 7.3% 57% 58%

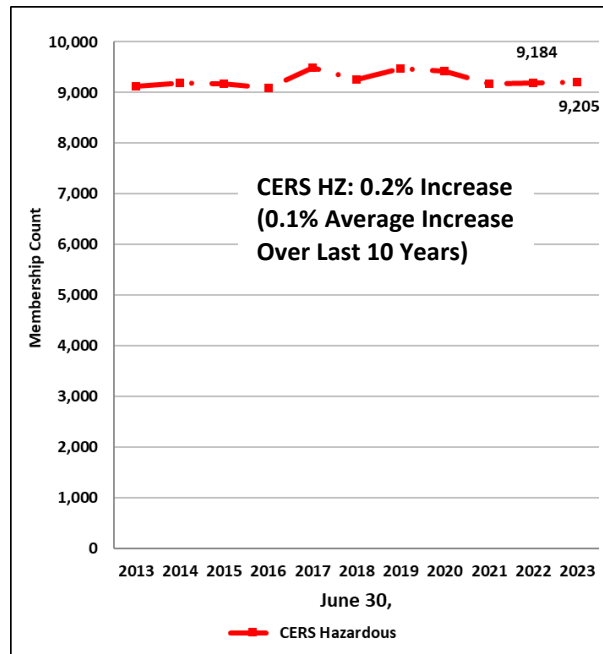
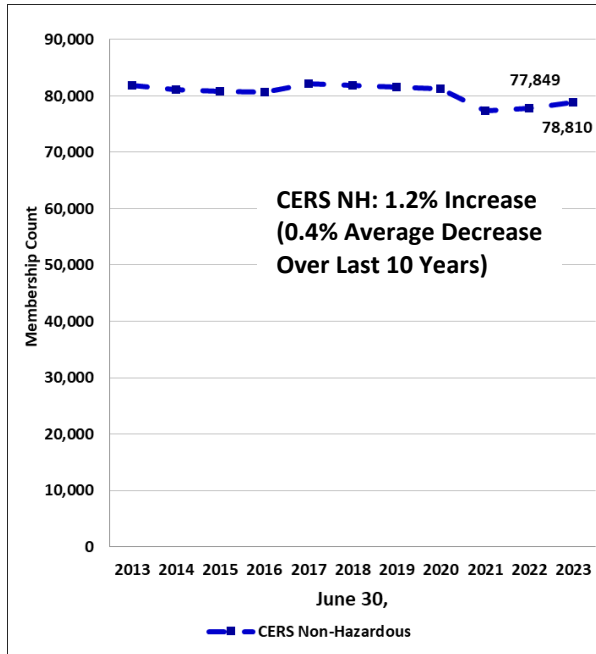
The primary purpose of performing this analysis using multiple investment consulting firms is to quantify the possible difference in forward looking return expectations within the professional investment community. We have provided this analysis based on information from the following investment consulting firms:

- Aon
- Mercer
- BNY Mellon
- NEPC
- Callan
- RVK
- Cambridge
- Wilshire Associates



Exhibit 3. Review of Historical Change in Active Membership Headcount and Payroll

Change in Active Membership Headcount



Change in Membership Payroll

