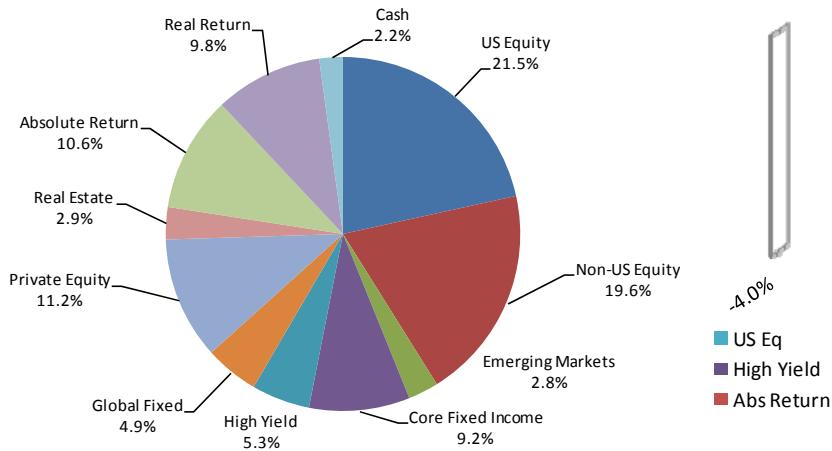
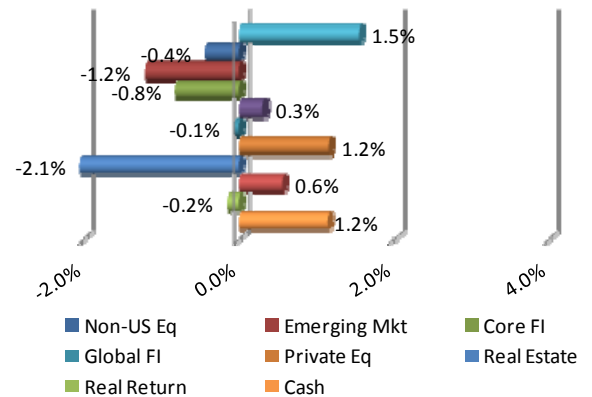


Kentucky Retirement Systems - Pension Fund - As of: 06/30/13										
Account / Group	Incep Date	MV	%	4Q-FY13	FYTD	1 YR	3 YR	5 YR	10 YR	Incep
<b>U.S. Equities</b>										
Total US Equities	03/31/84	2,377,346,445	21.5%	2.42	21.59	21.59	18.22	7.40	7.94	11.15
Ky Ret.Domestic Eq. Blended Index				2.69	21.46	21.46	18.60	7.46	8.02	11.07
<b>Non-U.S. Equities</b>										
Total Non-US Equities (Less Curr. Overlay)	06/30/00	2,158,471,074	19.6%	(1.28)	16.69	16.69	7.99	0.86	7.98	2.02
Total Non-US Equities (With Curr. Overlay)	06/30/00	2,158,471,074	19.6%	(1.28)	16.70	16.70	6.39	0.46	7.75	1.82
KY Ret.Int'l Eq. Blended Index				(2.90)	14.14	14.14	8.67	0.12	8.20	2.42
<b>Emerging Market Equities</b>										
Total Emerging Market Equity	06/30/11	307,266,001	2.8%	(8.08)	5.51	5.51	--	--	--	(1.51)
MSCI Emerging Markets GD				(7.95)	3.23	3.23	--	--	--	(6.70)
<b>Total Equity</b>										
Total Equity	03/31/84	4,843,083,521	43.9%	0.02	18.33	18.33	12.24	4.10	7.27	10.79
KY Ret.Equity Blended Index				(0.61)	17.01	17.01	13.02	3.56	7.19	10.60
<b>Total Fixed Income</b>										
Total Fixed Income	03/31/84	2,144,008,289	19.4%	(2.52)	3.08	3.08	5.76	5.62	4.91	8.08
KY Ret.Fixed Blended Index				(2.37)	0.24	0.24	4.16	5.19	4.77	7.82
<b>Real Return</b>										
Total Real Return	06/30/11	1,086,124,317	9.8%	(5.56)	(0.64)	(0.64)	--	--	--	5.50
KRS CPI + 300 bpts				1.06	4.80	4.80	--	--	--	4.76
<b>Absolute Return</b>										
Total Absolute Return	03/31/10	1,165,274,234	10.6%	3.23	12.30	12.30	6.34	--	--	5.02
HFR FOF: Diversified				2.43	8.16	8.16	3.21	--	--	2.99
<b>Real Estate</b>										
Total Real Estate	06/30/84	325,232,577	2.9%	2.35	12.03	12.03	13.79	7.46	6.67	5.57
NCREIF O-E Div Core GR NonL				3.86	12.17	12.17	13.53	2.45	8.58	7.55
<b>Private Equity</b>										
Total Private Equity	09/30/90	1,231,630,295	11.2%	3.09	11.12	11.12	12.42	4.89	11.24	11.01
KY Alt. Assets Blended Index				12.13	19.10	19.10	18.44	10.57	9.15	--
<b>Cash</b>										
Cash	12/31/87	237,229,107	2.2%	0.06	0.32	0.32	0.33	0.71	2.18	4.15
CG 3 Month Treasury				0.02	0.08	0.08	0.09	0.23	1.64	3.69
<b>Total Pension Fund</b>										
Total Pension Fund	03/31/84	11,032,582,339	100.0%	(0.34)	11.03	11.03	9.76	4.85	6.65	9.42
KY Ret.Blended Index				0.99	11.21	11.21	10.52	5.39	6.79	9.54

**KRS Pension Asset Allocation**



**KRS Pension Relative Weights**

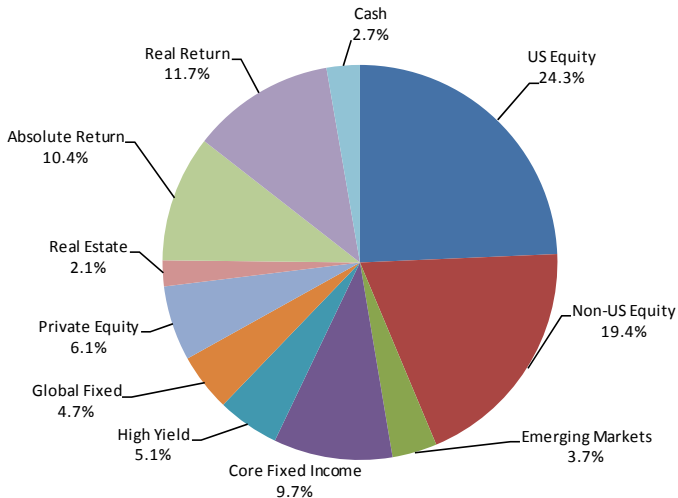


June 2013

KRS Quarterly PERFORMANCE UPDATE : Insurance Fund

Kentucky Retirement Systems - Insurance Fund - As of: 06/30/13										
Account / Group	Incep Date	MV	%	4Q-FY13	FYTD	1 YR	3 YR	5 YR	10 YR	Incep
<b>U.S. Equities</b>										
Total US Equities	06/30/92	848,528,443	24.3%	2.33	21.46	21.46	17.96	7.11	7.63	9.03
KY Domestic Equity Blend				2.69	21.46	21.46	18.43	7.18	-	9.44
<b>Non-U.S. Equities</b>										
Total Non-US Equities (Less Curr. Overlay)	03/31/00	675,998,028	19.4%	(1.48)	16.24	16.24	7.58	0.23	8.38	2.17
Total Non-US Equities (With Curr. Overlay)	06/30/00	675,998,028	19.4%	(1.48)	16.25	16.25	5.46	(0.30)	8.09	1.84
KRS Ins.Int'l Eq Blended Index				(2.90)	14.14	14.14	8.58	(0.56)	7.85	1.28
<b>Emerging Market Equities</b>										
Total Emerging Markets	06/30/11	127,994,361	3.7%	(8.06)	5.57	5.57	--	--	--	(1.45)
MSCI Emerging Markets GD				(7.95)	3.23	3.23	--	--	--	(6.70)
<b>Total Equities</b>										
Total Equities	06/30/92	1,652,520,832	47.4%	(0.11)	17.87	17.87	11.65	3.52	7.03	8.57
KRS Ins.Equity Blended Index				(0.83)	16.39	16.39	12.76	3.11	6.64	8.32
<b>Total Fixed Income</b>										
Total Fixed Income	06/30/00	682,330,224	19.6%	(2.66)	2.86	2.86	5.86	5.25	5.67	6.98
KRS Ins. Fixed Blended Index				(2.37)	0.24	0.24	4.92	4.58	5.27	6.75
<b>Real Return</b>										
Total Real Return	06/30/11	409,589,939	11.7%	(5.95)	(1.64)	(1.64)	--	--	--	4.92
KRS CPI + 300 bpts				1.06	4.80	4.80	--	--	--	4.76
<b>Real Estate</b>										
Total Real Estate	04/30/09	73,968,816	2.1%	2.63	10.44	10.44	14.74	--	--	9.22
NCREIF ODCE Price Index				3.86	12.17	12.17	13.53	--	--	5.01
<b>Absolute Return</b>										
Total Absolute Return	03/31/10	361,434,527	10.4%	3.20	12.20	12.20	6.35	--	--	4.85
HFR FOF: Diversified				2.43	8.16	8.16	3.21	--	--	2.99
<b>Private Equity</b>										
Total Private Equity	05/31/01	214,467,277	6.1%	2.98	11.19	11.19	13.96	6.63	9.25	7.33
KRS Alt. Assets Blended Index				12.13	19.10	19.10	19.46	9.45	8.71	6.01
<b>Cash</b>										
Cash	06/30/92	95,034,500	2.7%	0.06	0.49	0.49	0.32	0.40	2.10	3.23
CG 3 Month Treasury				0.02	0.08	0.08	0.09	0.23	1.64	3.02
<b>Total Insurance Fund</b>										
Total Insurance Fund	03/31/87	3,489,346,116	100.0%	(0.78)	10.31	10.31	10.22	3.49	6.73	7.63
KRS Ins.Blended Index				0.89	11.05	11.05	12.33	4.26	6.93	7.81

KRS Insurance Asset Allocation



KRS Insurance Relative Weights

