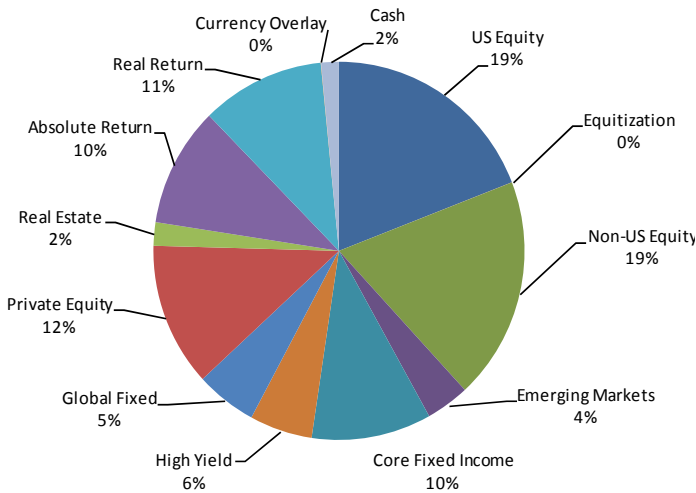
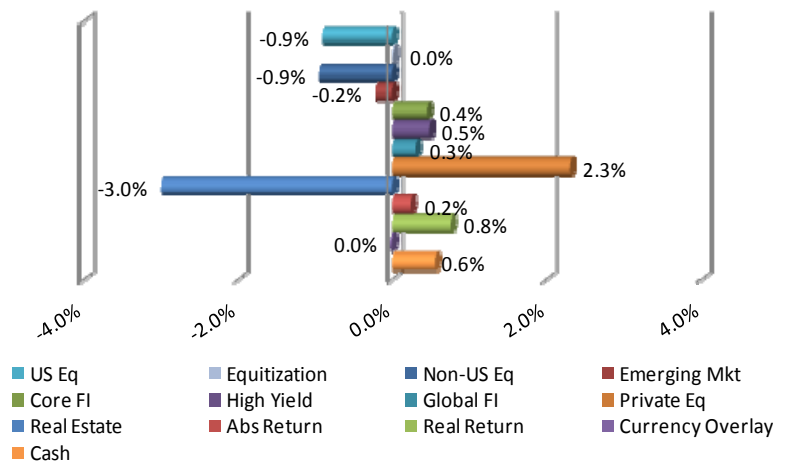


Kentucky Retirement Systems - Pension Fund - As of: 06/30/12										
Account / Group	Incep Date	MV	%	4Q-FY12	FYTD	1 YR	3 YR	5 YR	10 YR	Incep
U.S. Equities										
Total US Equities	06/30/00	2,038,941,954	19.1%	(3.86)	2.16	2.16	16.03	0.48	5.73	2.16
Ky Ret.Domestic Eq. Blended Index				(3.15)	3.84	3.84	15.85	(0.66)	4.83	1.40
Non-U.S. Equities										
Total Non-US Equities (Less Curr. Overlay)	06/30/00	2,032,614,348	19.1%	(8.20)	(16.40)	(16.40)	6.55	(4.16)	5.69	0.89
Total Non-US Equities (With Curr. Overlay)	06/30/00	2,029,952,118	19.0%	(8.25)	(17.25)	(17.25)	5.84	(4.54)	5.46	0.67
KY Ret.Int'l Eq. Blended Index				(7.38)	(14.15)	(14.15)	7.66	(4.58)	6.23	1.50
Emerging Market Equities										
Total Emerging Market Equity	06/30/11	403,016,680	3.8%	(6.58)	(8.06)	(8.06)	--	--	--	(8.06)
MSCI Emerging Markets GD				(8.78)	(15.67)	(15.67)	--	--	--	(15.67)
Total Equity										
Total Equity	03/31/84	4,471,910,753	41.9%	(5.99)	(7.64)	(7.64)	11.15	(1.83)	5.24	10.53
KY Ret.Equity Blended Index				(5.57)	(6.39)	(6.39)	12.10	(2.18)	5.37	10.37
Total Fixed Income										
Total Fixed Income	03/31/84	2,264,933,457	21.2%	2.13	8.13	8.13	8.63	6.62	5.88	8.27
KY Ret.Fixed Blended Index				2.00	7.36	7.36	7.28	7.03	6.05	8.10
Real Return										
Total Real Return	06/30/11	1,147,627,786	10.8%	2.27	12.02	12.02	--	--	--	12.02
KRS CPI + 300 bpts				0.78	4.71	4.71	--	--	--	4.71
Absolute Return										
Total Absolute Return	03/31/10	1,093,343,972	10.2%	(0.67)	0.68	0.68	--	--	--	1.94
HFR FOF: Diversified				(1.23)	(4.58)	(4.58)	--	--	--	0.81
Real Estate										
Total Real Estate	06/30/84	213,400,958	2.0%	2.02	7.46	7.46	8.50	5.11	4.50	5.35
NCREIF O-E Div Core GR NonL				2.58	12.42	12.42	5.65	2.70	8.08	-
Private Equity										
Total Private Equity	09/30/90	1,311,936,239	12.3%	5.92	12.79	12.79	17.45	2.70	10.36	11.01
KY Alt. Assets Blended Index				13.94	11.45	11.45	17.87	3.82	7.08	--
Cash										
Cash	12/31/87	165,407,817	1.6%	0.06	0.22	0.22	0.66	1.62	2.70	4.65
CG 3 Month Treasury				0.02	0.04	0.04	0.10	0.87	1.77	3.84
Total Pension Fund										
Total Pension Fund	03/31/84	10,668,560,982	100.0%	(1.23)	0.14	0.14	11.30	1.80	5.99	9.36
KY Ret.Blended Index				(0.56)	0.90	0.90	11.16	2.38	6.18	9.48

KRS Pension Asset Allocation

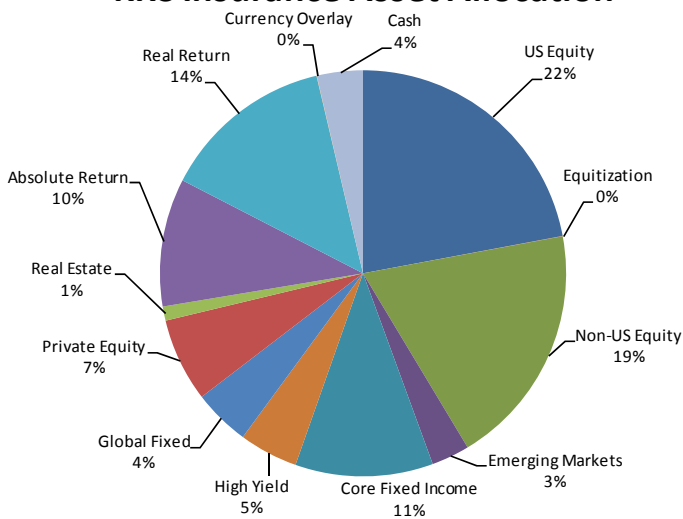


KRS Pension Relative Weights



Kentucky Retirement Systems - Insurance Fund - As of: 06/30/12										
Account / Group	Incep Date	MV	%	4Q-FY12	FYTD	1 YR	3 YR	5 YR	10 YR	Incep
U.S. Equities										
Total US Equities	06/30/00	674,109,131	22.1%	(3.70)	2.04	2.04	15.72	0.18	5.54	2.47
KY Domestic Equity Blend				(3.15)	3.84	3.84	16.49	0.33	5.61	1.93
Non-U.S. Equities										
Total Non-US Equities (Less Curr. Overlay)	03/31/00	590,221,427	19.3%	(8.23)	(16.45)	(16.45)	5.92	(3.99)	6.35	1.10
Total Non-US Equities (With Curr. Overlay)	06/30/00	589,288,141	19.3%	(8.29)	(17.66)	(17.66)	5.00	(4.50)	6.02	1.45
KRS Ins.Int'l Eq Blended Index				(7.38)	(14.15)	(14.15)	7.05	(5.23)	5.86	0.95
Emerging Market Equities										
Total Emerging Markets	06/30/11	92,889,447	3.0%	(6.53)	(8.00)	(8.00)	--	--	--	(8.00)
MSCI Emerging Markets GD				(8.78)	(15.67)	(15.67)	--	--	--	(15.67)
Total Equities										
Total Equities	06/30/92	1,356,286,719	44.4%	(5.75)	(7.72)	(7.72)	10.62	(2.10)	5.17	8.12
KRS Ins.Equity Blended Index				(5.51)	(6.20)	(6.20)	11.64	(2.40)	4.76	7.93
Total Fixed Income										
Total Fixed Income	06/30/00	616,379,086	20.2%	2.13	8.14	8.14	8.15	7.68	6.89	7.48
KRS Ins. Fixed Blended Index				2.00	7.36	7.36	8.06	7.51	6.77	7.29
Real Return										
Total Real Return	06/30/11	419,892,699	13.8%	2.56	11.91	11.91	--	--	--	11.91
KRS CPI + 300 bpts				0.78	4.71	4.71	--	--	--	4.71
Real Estate										
Total Real Estate	04/30/09	34,606,093	1.1%	1.84	7.53	7.53	9.35	--	--	8.84
NCREIF ODCE Price Index				2.58	12.42	12.42	5.65	--	--	2.84
Absolute Return										
Total Absolute Return	03/31/10	311,353,976	10.2%	(0.49)	0.59	0.59	--	--	--	1.74
HFR FOF: Diversified				(1.23)	(4.58)	(4.58)	--	--	--	0.81
Private Equity										
Total Private Equity	05/31/01	203,478,727	6.7%	5.62	10.88	10.88	18.81	3.99	7.61	6.99
KRS Alt. Assets Blended Index				13.94	11.45	11.45	17.81	1.95	5.83	3.50
Cash										
Cash	06/30/92	111,496,733	3.7%	0.06	0.19	0.19	0.24	1.14	2.28	3.44
CG 3 Month Treasury				0.02	0.04	0.04	0.10	0.87	1.77	3.17
Total Insurance Fund										
Total Insurance Fund	03/31/87	3,053,501,589	100.0%	(1.49)	(1.71)	(1.71)	11.90	(0.16)	5.86	7.53
KRS Ins.Blended Index				(0.88)	0.58	0.58	13.01	0.42	5.93	7.69

KRS Insurance Asset Allocation



KRS Insurance Relative Weights

